

EM-N54MB01 405-425

**BIFACIAL MODULE WITH
DUALGLASS**

N-TYPE

0~+5W

POSITIVE POWER TOLERANCE

IEC61215(2021), IEC61730(2023)

ISO9001:2015: Quality Management System

ISO14001:2015: Environment Management System

ISO45001:2018: Occupational health and safety management systems

KEY FEATURES



SMBB technology

Better current collection to improve module power output and reliability.



Bifacial power generation

Power generation can reach up to 25% maximum, significantly improving power generation gain and reducing LCOE.



Anti-PID technology

Excellent Anti-PID performance via highly reliable cell and material technology



Low attenuation technology

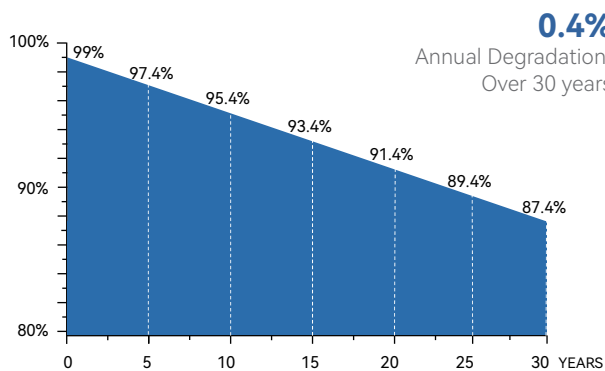
Lower LID / LETID attenuation with high reliable N-type module



Excellent temperature coefficient

Ensure high power generation in low temperature areas.

LINEAR PERFORMANCE WARRANTY



15
YEARS

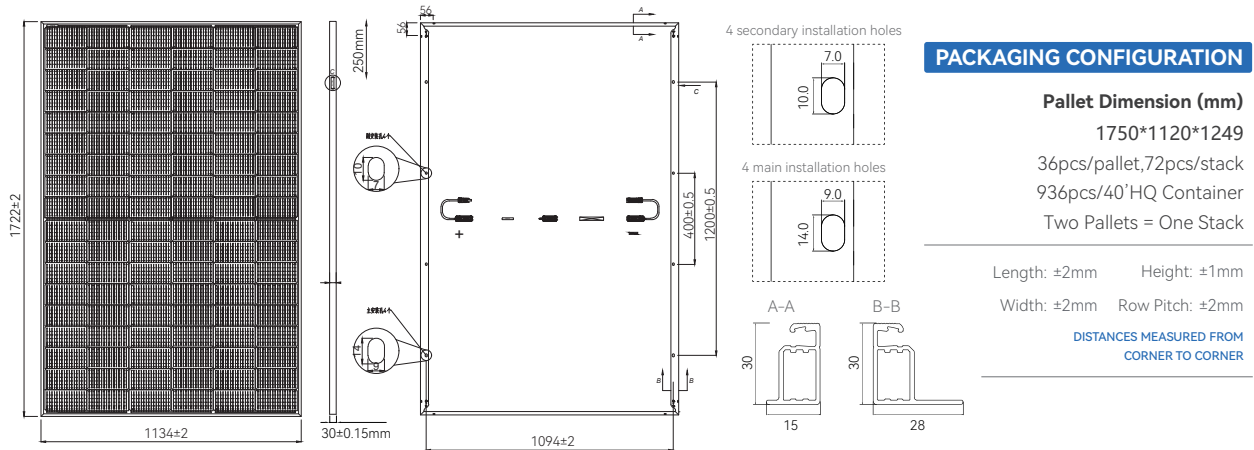
Year Product Warranty

30
YEARS

Year Linear Power Warranty



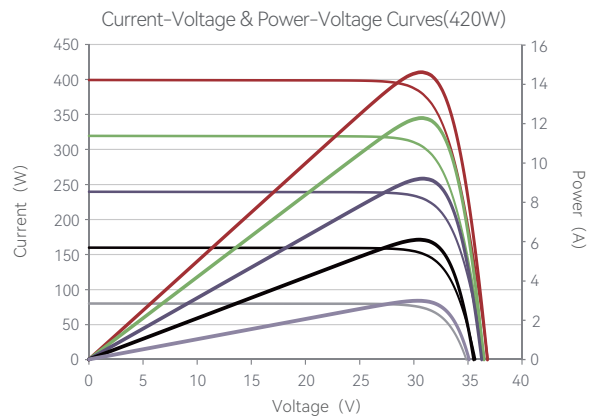
ASSEMBLY DRAWING



Mechanical Characteristics

Cell Type	N type Mono-crystalline
No. of cells	108 (6×18)
Dimensions	1722×1134×30mm
Weight	21.3kg
Front Glass	2.0mm, Anti-Reflection Coating
Back Glass	2.0mm, back sheet
Frame	Anodized Aluminium Alloy
Junction Box	IP68 Rated
Output Cables	TUV 1×4.0mm ² (+): 300mm, (-): 200mm or Customized Length

Electrical Performance & Temperature Dependence



MODULE TYPE	EM-N54MB01405		EM-N54MB01410		EM-N54MB01415		EM-N54MB01420		EM-N54MB01425	
	STC	NOCT	STC	NOCT	STC	NOCT	STC	NOCT	STC	NOCT
Maximum Power (Pmax)	405Wp	307Wp	410Wp	311Wp	415Wp	314Wp	420Wp	318Wp	425Wp	322Wp
Maximum Power Voltage (Vmp)	30.9V	29.43V	31.1V	29.62V	31.3V	29.81V	31.5V	30.0V	31.7V	30.19V
Maximum Power Current (Imp)	13.11A	10.49A	13.19A	10.55A	13.26A	10.61A	13.34A	10.67A	13.41A	10.73A
Open-circuit Voltage (Voc)	37.5V	35.38V	37.7V	35.57V	37.9V	35.75V	38.1V	35.94V	38.3V	36.13V
Short-circuit Current (Isc)	13.83A	11.15A	13.91A	11.22A	13.99A	11.28A	14.07A	11.35A	14.15A	11.41A
Module Efficiency STC (%)	20.74%		21.00%		21.25%		21.51%		21.76%	
Operating temperature(°C)	-40°C~+85°C									
Maximum system voltage	1500VDC (IEC)									
Maximum series fuse rating	25A									
Power tolerance	0~+5W									
Temperature coefficients of Pmax	-0.29%/°C									
Temperature coefficients of Voc	-0.25%/°C									
Temperature coefficients of Isc	0.046%/°C									
Nominal operating cell temperature (NOCT)	44°C±2°C									

STC : Irradiance : 1000W/m² Cell Temperature : 25°C AM=1.5

NOCT : Irradiance : 800W/m² Ambient Temperature : 20°C AM=1.5 Wind Speed 1m/s