

EM-N66MHC 700-720

**BIFACIAL MODULE WITH
DUALGLASS**
N-TYPE

POSITIVE POWER TOLERANCE

IEC61215(2021), IEC61730(2023)

ISO9001:2015: Quality Management System

ISO14001:2015: Environment Management System

ISO45001:2018: Occupational health and safety management systems

KEY FEATURES



SMBB technology

Better current collection to improve module power output and reliability.



Low attenuation technology

Lower LID / LETID attenuation with high reliable N-type module



Bifacial power generation

Power generation can reach up to 25% maximum, significantly improving power generation gain and reducing LCOE.



Excellent temperature coefficient

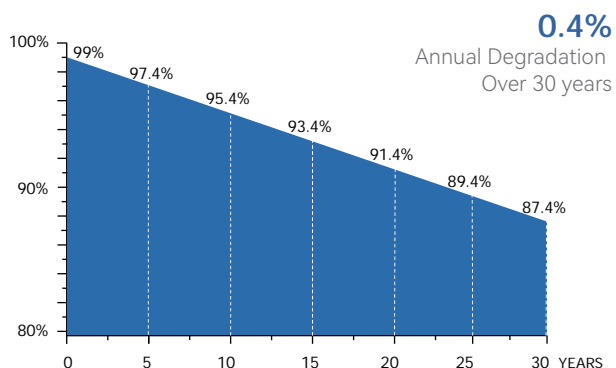
Ensure high power generation in low temperature areas.



Anti-PID technology

Excellent Anti-PID performance via highly reliable cell and material technology

LINEAR PERFORMANCE WARRANTY



15
YEARS

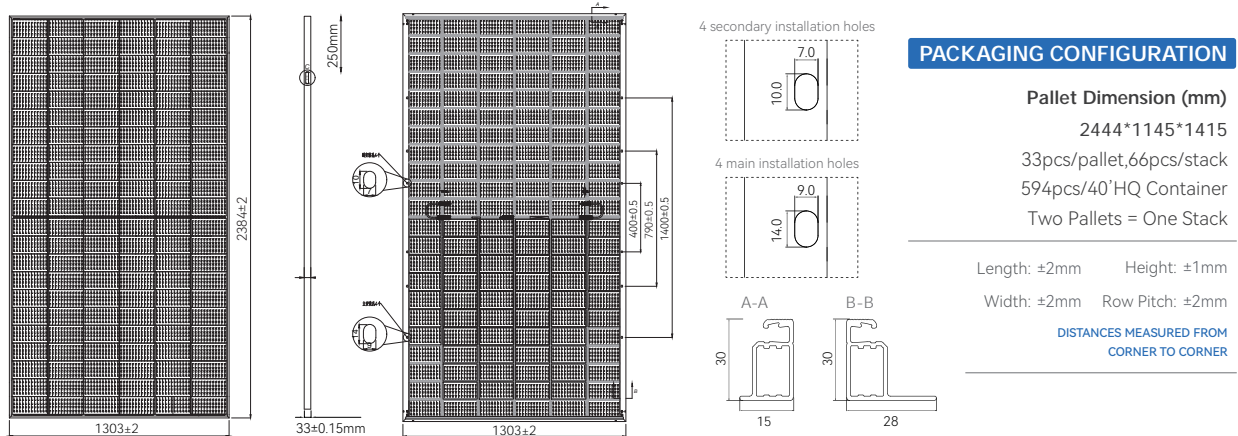
Year Product Warranty

30
YEARS

Year Linear Power Warranty



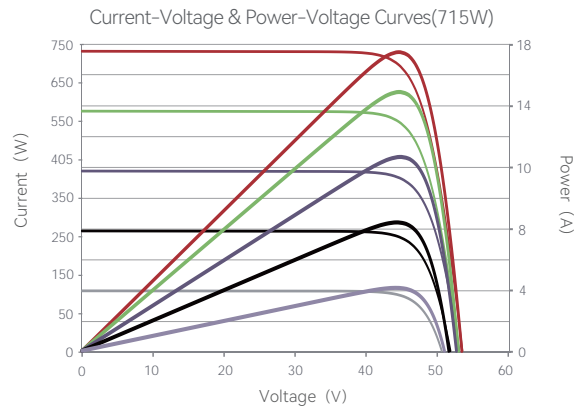
ASSEMBLY DRAWING



Mechanical Characteristics

Cell Type	N type Mono-crystalline
No. of cells	132 (6×22)
Dimensions	2382×1303×33mm
Weight	35.3kg
Front Glass	2.0mm, Anti-Reflection Coating
Back Glass	2.0mm, Glazed glass
Frame	Anodized Aluminium Alloy
Junction Box	IP68 Rated
Output Cables	TUV 1×4.0mm ² (+): 300mm, (-): 200mm or Customized Length

Electrical Performance & Temperature Dependence



MODULE TYPE	EM-N66MHC700		EM-N66MHC705		EM-N66MHC710		EM-N66MHC715		EM-N66MHC720	
	STC	NOCT	STC	NOCT	STC	NOCT	STC	NOCT	STC	NOCT
Maximum Power (Pmax)	700Wp	530Wp	705Wp	534Wp	710Wp	538Wp	715Wp	542Wp	720Wp	545Wp
Maximum Power Voltage (Vmp)	42.1V	40.1V	42.25V	40.24V	42.39V	40.37V	42.54V	40.51V	42.68V	40.65V
Maximum Power Current (Imp)	16.63A	13.3A	16.69A	13.35A	16.75A	13.4A	16.81A	13.45A	16.87A	13.5A
Open-circuit Voltage (Voc)	50.13V	47.29V	50.29V	47.44V	50.44V	47.58V	50.59V	47.73V	50.74V	47.87V
Short-circuit Current (Isc)	17.43A	14.06A	17.49A	14.1A	17.55A	14.15A	17.61A	14.2A	17.67A	14.25A
Module Efficiency STC (%)	24.73%		24.91%		25.09%		25.26%		25.44%	
Operating temperature(°C)	-40°C~+85°C									
Maximum system voltage	1500VDC (IEC)									
Maximum series fuse rating	35A									
Power tolerance	0~+5W									
Temperature coefficients of Pmax	-0.24%/°C									
Temperature coefficients of Voc	-0.24%/°C									
Temperature coefficients of Isc	0.04%/°C									
Nominal operating cell temperature (NOCT)	44°C±2°C									

STC : Irradiance : 1000W/m² Cell Temperature : 25°C AM=1.5

NOCT : Irradiance : 800W/m² Ambient Temperature : 20°C AM=1.5 Wind Speed 1m/s